

PSk2-9 CS-F42-20

Solar Surface Pump System

System Overview

| | |
|-----------|--------------|
| Head | max. 45 m |
| Flow rate | max. 65 m³/h |

Technical Data

Controller PSk2-9

- High efficiency solar pump controller
- Hybrid power (solar / grid / generator) support with LORENTZ SmartSolution
- Inputs for water meter, pressure sensors, digital switches
- Simple configuration with LORENTZ PumpScanner Android™ App
- Onboard data logging and system monitoring
- Inbuilt applications for constant pressure, constant flow and daily amount
- Integrated Sun Sensor
- Active temperature management
- Integrated MPPT (Maximum Power Point Tracking)

| | |
|-----------------|-------------|
| Power | max. 10 kW |
| Input voltage | max. 850 V |
| Optimum Vmp** | > 575 V |
| Motor current | max. 17 A |
| Efficiency | max. 98 % |
| Ambient temp. | -30...50 °C |
| Enclosure class | IP54 |

Motor AC DRIVE CS-F 7.5kW

- Highly efficient 3-phase AC motor
- Frequency: 25...51 Hz

| | |
|------------------|-------------------|
| Motor speed | 1.400...2.905 rpm |
| Power factor | 0,87 |
| Insulation class | F |
| Enclosure class | IPX4 |

Pump End PE CS-F42-20

- Premium materials
- Optional: dry running protection
- Centrifugal pump

Pump Unit PUK2-9 CS-F42-20 (Motor, Pump End)

| | |
|-------------------|------------------------|
| Water temperature | max. 70 °C |
| Suction head | acc. to COMPASS sizing |

Standards



2006/42/EC, 2004/108/EC, 2006/95/EC

IEC/EN 61702:1995, IEC/EN 62253 Ed.1

The logos shown reflect the approvals that have been granted for this product family. Products are ordered and supplied with the approvals specific to the market requirements.

**Vmp: MPP-voltage under Standard Test Conditions (STC): 1000 W/m² solar irradiance, 25 °C cell temperature

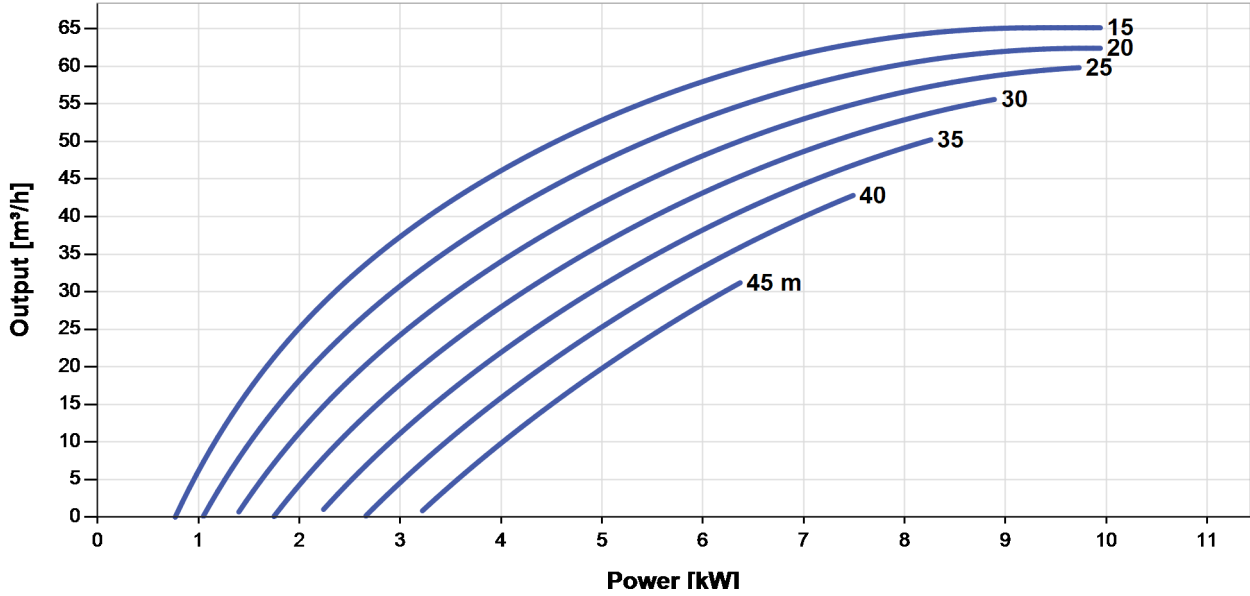


PSk2-9 CS-F42-20

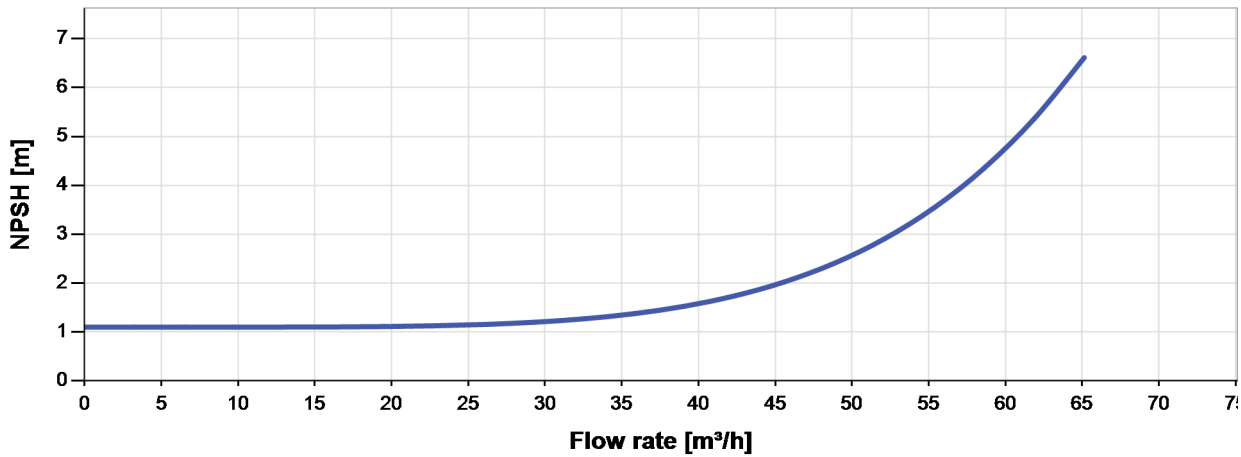
Solar Surface Pump System

Pump Chart

Vmp* > 575 V



NPSH



The NPSH (Net Positive Suction Head) is NOT the operating suction head. To calculate the operating suction head please refer to the installation manual.

*Vmp: MPP-voltage under Standard Test Conditions (STC): 1000 W/m² solar irradiance, 25 °C cell temperature



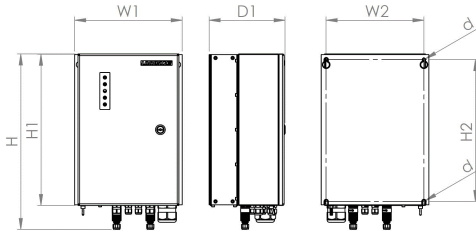
PSk2-9 CS-F42-20

Solar Surface Pump System

Dimensions and Weights

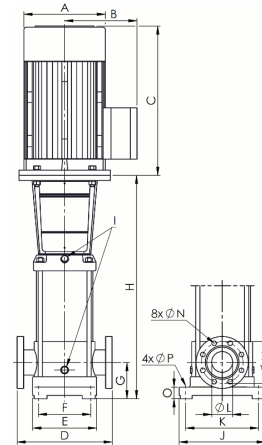
Controller

H = 500 mm
 H1 = 450 mm
 H2 = 421 mm
 W1 = 320 mm
 W2 = 290 mm
 D = 9,0 mm
 D1 = 226 mm



Pump Unit

A = 260 mm
 B = 208 mm
 C = 430 mm
 D = 365 mm
 E = 245 mm
 F = 190 mm
 G = 140 mm
 H = 641 mm
 I = G1/2"
 J = 330 mm
 K = 266 mm
 L = 80 mm
 M = 160 mm
 N = 18 mm
 O = 45 mm
 P = 14 mm



| | Net weight |
|------------|------------|
| Controller | 18 kg |
| Pump Unit | 110 kg |
| Motor | 62 kg |
| Pump End | 48 kg |

