

# PSk2-21 C-SJ42-10

## Solar Submersible Pump System for 6" wells

### System Overview

Head	max. 90 m
Flow rate	max. 62 m <sup>3</sup> /h

### Technical Data

#### Controller PSk2-21

- High efficiency solar pump controller
- Hybrid power (solar / grid / generator) support with LORENTZ SmartSolution
- Inputs for water meter, pressure sensors, digital switches
- Simple configuration with LORENTZ PumpScanner Android™ App
- Onboard data logging and system monitoring
- Inbuilt applications for constant pressure, constant flow and daily amount
- Integrated Sun Sensor
- Active temperature management
- Integrated MPPT (Maximum Power Point Tracking)

Power	max. 21 kW
Input voltage	max. 850 V
Optimum Vmp**	> 575 V
Motor current	max. 33 A
Efficiency	max. 98 %
Ambient temp.	-30...50 °C
Enclosure class	IP54

#### Motor AC DRIVE SUB 6" 15kW

- Highly efficient 3-phase AC motor
- Frequency: 25...50 Hz
- Premium materials, stainless steel: AISI 304
- No electronics in the motor

Motor speed	1.400...2.850 rpm
Power factor	0,87
Insulation class	F
Enclosure class	IP68
Submersion	max. 300 m

#### Pump End PE C-SJ42-10

- Non-return valve
- Premium materials, stainless steel: AISI 304
- Optional: dry running protection
- Centrifugal pump

#### Pump Unit PUK2-21 C-SJ42-10 (Motor, Pump End)

Borehole diameter	min. 6,0 in
Water temperature	max. 30 °C

### Standards



2006/42/EC, 2004/108/EC, 2006/95/EC

IEC/EN 61702:1995, IEC/EN 62253 Ed.1

The logos shown reflect the approvals that have been granted for this product family. Products are ordered and supplied with the approvals specific to the market requirements.

\*\*Vmp: MPP-voltage under Standard Test Conditions (STC): 1000 W/m<sup>2</sup> solar irradiance, 25 °C cell temperature

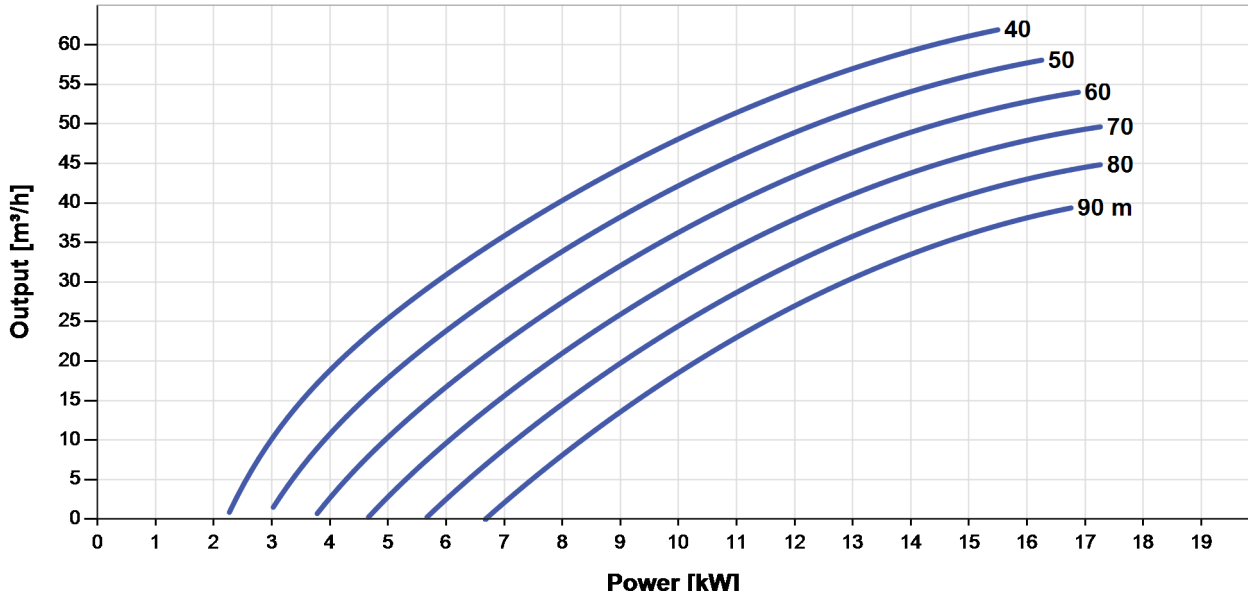


## PSk2-21 C-SJ42-10

### Solar Submersible Pump System for 6" wells

#### Pump Chart

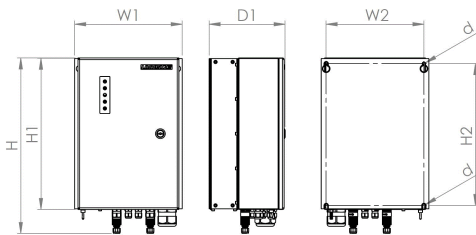
V<sub>mp</sub>\* > 575 V



#### Dimensions and Weights

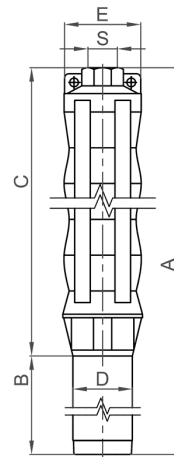
##### Controller

H = 500 mm  
 H1 = 450 mm  
 H2 = 421 mm  
 W1 = 320 mm  
 W2 = 290 mm  
 D = 9,0 mm  
 D1 = 226 mm



##### Pump Unit

A = 2.191 mm  
 B = 777 mm  
 C = 1.414 mm  
 D = 144 mm  
 E = 147 mm  
 S = 3 in



	Net weight
Controller	18 kg
Pump Unit	96 kg
Motor	67 kg
Pump End	29 kg

\*V<sub>mp</sub>: MPP-voltage under Standard Test Conditions (STC): 1000 W/m<sup>2</sup> solar irradiance, 25 °C cell temperature

