

PS2-200 HR-07

Solar Submersible Pump System for 4" wells

System Overview

Head	max. 40 m
Flow rate	max. 1,3 m³/h

Technical Data

Controller PS2-200

- Controlling and monitoring
- Control inputs for dry running protection, remote control etc.
- Protected against reverse polarity, overload and overtemperature
- Integrated MPPT (Maximum Power Point Tracking)
- Battery operation: Integrated low voltage disconnect

Power	max. 0,30 kW
Input voltage	max. 100 V
Optimum Vmp**	> 34 V
Motor current	max. 11 A
Efficiency	max. 98 %
Ambient temp.	-40...50 °C
Enclosure class	IP68

Motor ECDRIVE 200-HR

- Maintenance-free brushless DC motor
- Water filled
- Premium materials, stainless steel: AISI 304/316
- No electronics in the motor

Rated power	0,3 kW
Efficiency	max. 92 %
Motor speed	750...3.300 rpm
Insulation class	F
Enclosure class	IP68
Submersion	max. 150 m

Pump End PE HR-07***

- Non-return valve
- Premium materials, stainless steel: AISI 304/316
- Optional: dry running protection
- Helical rotor pump



Pump Unit PU200 HR-07 (Motor, Pump End)

Borehole diameter	min. 4,0 in
Water temperature	max. 50 °C

Standards



2006/42/EC, 2004/108/EC, 2006/95/EC

IEC/EN 61702:1995

The logos shown reflect the approvals that have been granted for this product family. Products are ordered and supplied with the approvals specific to the market requirements.

**Vmp: MPP-voltage under Standard Test Conditions (STC): 1000 W/m² solar irradiance, 25 °C cell temperature

***Specify temperature range on order

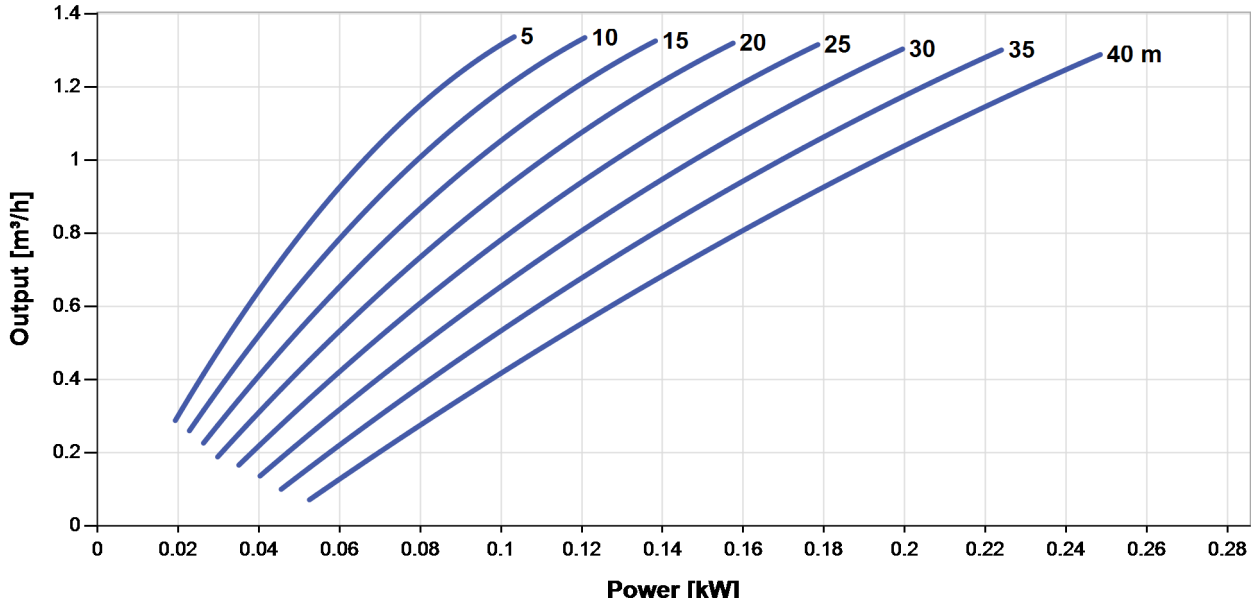


PS2-200 HR-07

Solar Submersible Pump System for 4" wells

Pump Chart

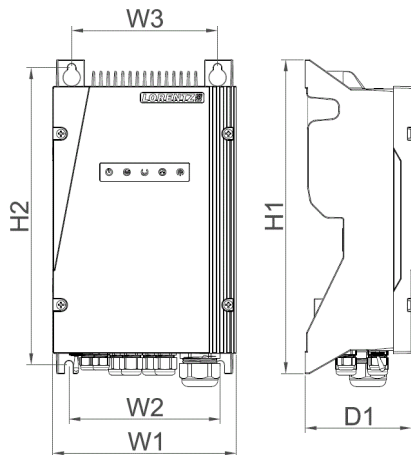
Vmp* > 34 V



Dimensions and Weights

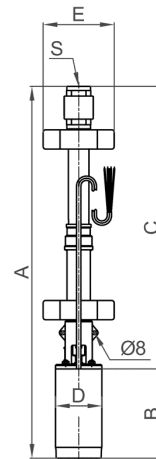
Controller

H1 = 352 mm
 H2 = 333 mm
 W1 = 207 mm
 W2 = 170 mm
 W3 = 164 mm
 D1 = 124 mm



Pump Unit**

A = 771 mm
 B = 185 mm
 C = 586 mm
 D = 96 mm
 E = 147 mm
 S = 1,25 in



	Net weight
Controller	5,6 kg
Pump Unit	12 kg
Motor	7,0 kg
Pump End	4,5 kg

*Vmp: MPP-voltage under Standard Test Conditions (STC); 1000 W/m² solar irradiance, 25 °C cell temperature

**By cutting the rubber spacers the diameter can be adjusted between 6" and 4" wells.

BERNT LORENTZ GmbH & Co. KG
 Siebenstuecken 24, 24558 Henstedt-Ulzburg,
 Germany, Tel +49 (0)4193 8806-700, www.lorentz.de



Created by LORENTZ COMPASS 3.1.0.100

All specifications and information are given with good intent, errors are possible and products may be subject to change without notice. Pictures may differ from actual products depending on local market requirements and regulations.