

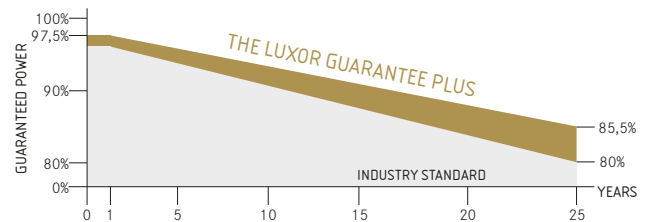
- + REDUCED LOSSES DURING PARTIAL SHADING
- + HIGHER YIELD: MORE REFLECTION ON CELL SURFACE
- + APPLICATIONS: INDUSTRIAL, COMMERCIAL AND RESIDENTIAL POWER PLANTS
- + ECO: ESPECIALLY ECONOMIC AND RELIABLE



product guarantee¹



linear performance guarantee¹



ECO LINE HALF CELL

M120 / 365 - 385 W

MONOCRYSTALLINE MODULE FAMILY



Longlife tested



Power proofed



Safety provided



Selection of components



Cross-linking degree test



Performance surplus of 0 Wp to 6.49 Wp



100% PID free cells



Special packing to avoid micro cracks in the cells



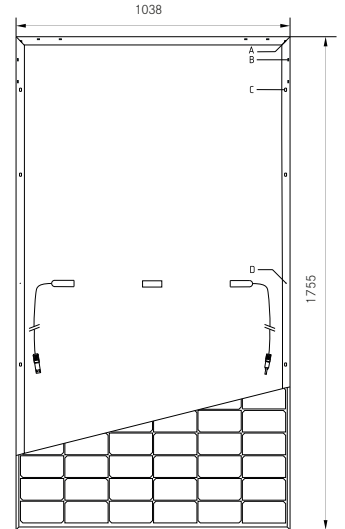
German warrantor

ECO LINE HALF CELL M120 / 365 - 385 W

Monocrystalline module family

Module type LX - XXXM/166-120+ | XXX = Rated power P_{mpp}

Back - / Front - view³

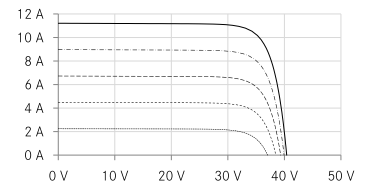


Drilled holes⁴

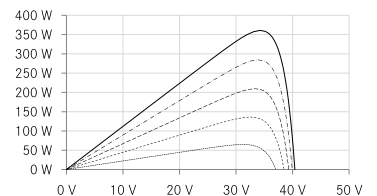
- A: 4 x drainage
- B: 16 x ventilation
- C: 8 x mounting
- D: 2 x earthing

Electrical characteristics

UI-diagram e.g. LX-365M/166-120+



UP-diagram e.g. LX-365M/166-120+



----- 200W/m²
 - - - - 400W/m²
 - - - - 600W/m²
 - - - - 800W/m²
 ———— 1000W/m²

Electrical data at STC

Rated power P _{mpp} [Wp]	365.00	370.00	375.00	380.00	385.00
P _{mpp} range to	371.49	376.49	381.49	386.49	391.49
Rated current I _{mpp} [A]	10.69	10.74	10.81	10.88	10.94
Rated voltage V _{mpp} [V]	34.17	34.48	34.72	34.96	35.21
Short-circuit current I _{sc} [A]	11.27	11.34	11.41	11.49	11.55
Open-circuit voltage U _{oc} [V]	40.76	41.04	41.33	41.62	41.91
Efficiency at STC up to	20.08%	20.35%	20.62%	20.89%	21.16%
Efficiency at 200 W/m ²	19.50%	19.77%	20.04%	20.31%	20.55%

Electrical data at NOCT

Power at P _{mpp} [Wp]	270.70	274.76	278.86	283.01	286.95
Rated current I _{mpp} [A]	8.53	8.59	8.66	8.73	8.78
Rated voltage V _{mpp} [V]	31.73	31.98	32.21	32.43	32.66
Short-circuit current I _{sc} [A]	9.09	9.15	9.22	9.28	9.33
Open-circuit voltage U _{oc} [V]	37.62	37.90	38.17	38.45	38.74

Specification as per STC (Standard test conditions): irradiance 1000W/m² | module temperature 25°C | Air Mass = 1.5
 NOCT (nominal operating cell temperature): irradiance 800W/m² | wind speed 1m/sec | ambient temperature 20°C | cell operating temperature 45 +/- 2°C | Air Mass = 1.5

Limiting values

Max. system voltage [V]	1000 V or 1500 V
Max. return current [I]	20 A
Operating Temperature	-40 to 85°C
Safety class	II
Max. tested pressure load [Pa] ²	5400
Max. tested tensile load [Pa] ²	2400

Temperature coefficient

Temperature coefficient [V] [I] [P]	-0.285% /°C 0.049% /°C -0.360% /°C
---	--

Specifications

Number of cells (matrix)	120 (6 x 20) 166 mm x 83 mm
Module dimensions (LxWxH) ³ Weight	1755 mm x 1038 mm x 30 mm 19.5 kg
Front-side glass	3.2 mm tempered highly transparent, anti-reflection solar glass
Frame	stable, anodised aluminium frame
Junction Box	At least IP67
Cable	symmetrical cable lengths > 1.1 m and 1.1 m, 4 mm ² solar cable
Diodes	3 Schottky Diodes
Plug-in connection	MC4 or equivalent (IP67)
Hail test (max. hailstorm)	∅ 45 mm impact velocity 23 m/s ± 83 km/h

The specifications and average values can vary slightly. Relevant is the corresponding data of the individual measurement. Specifications are subject to change without notice. Measurement tolerance depending on equipment: rated power +/- 3%, other values +/- 10%. All information given in this data sheet corresponds to DIN EN 50380. A potential light-induced degradation of the power after commissioning is not considered here. Further information in the installation manuals.

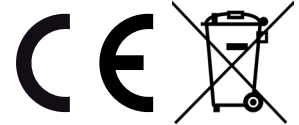
1 The specific warranty conditions are given under www.luxor.solar/downloads.html.

2 Horizontal mounted, for details please check mounting instruction

3 Tolerance L/W = +/- 3 mm. H +/- 2mm, the dimensions given in the order confirmation will be decisive

4 Location and dimensions of holes on request

Luxor, your specialised company



Guidelines:
 93/68/EEC
 2014/35/EU, (LVD)
 2014/30/EU, (EMC)

The validity of the certificates/listings for a specific country has to be examined under:
www.luxor-solar.com/downloads.html