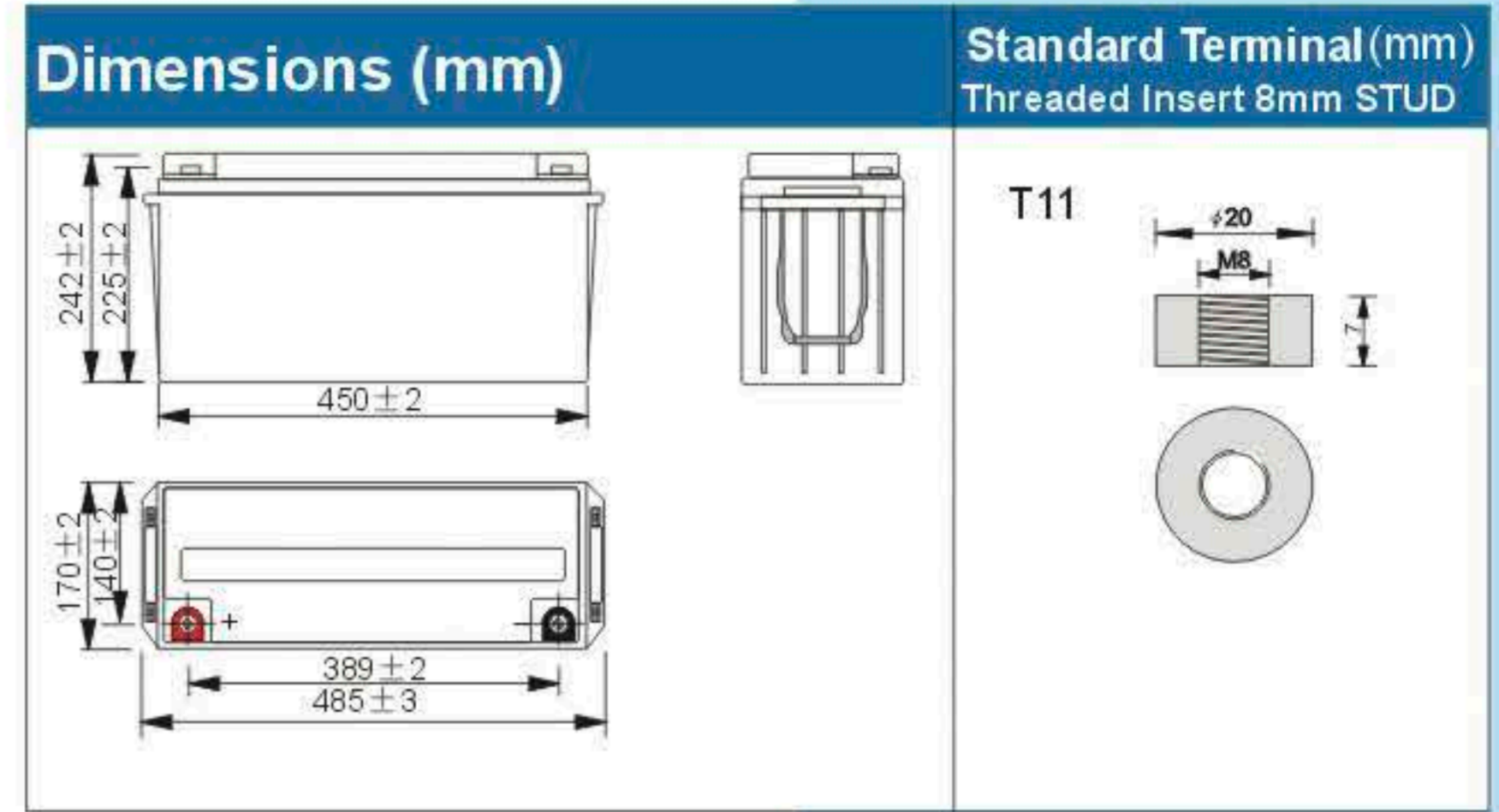
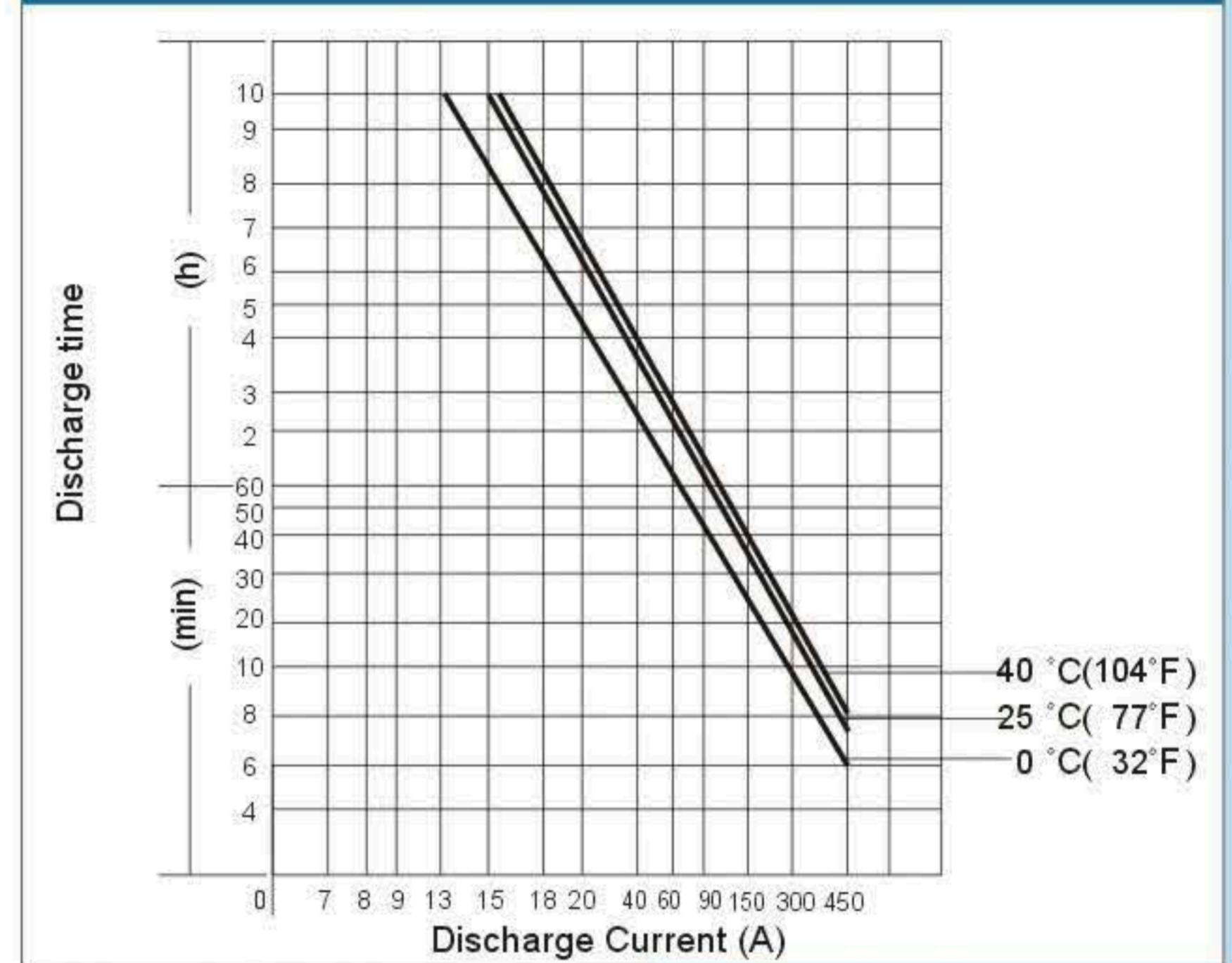




BP12-150(12V150AH)



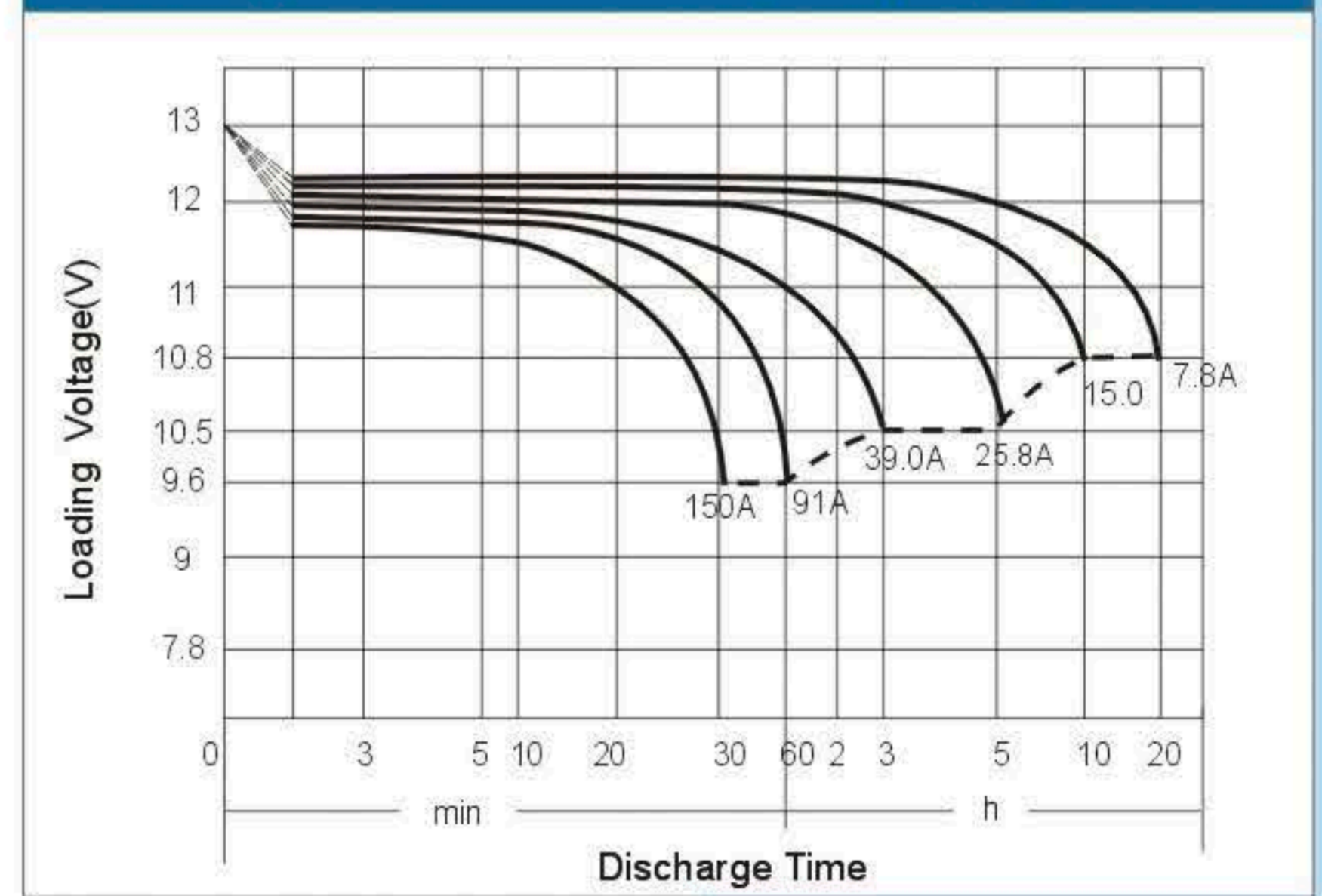
Discharging Current & Discharge Duration Time



Physical Specification		
Nominal Voltage		12V
Nominal Capacity (10HR)		150AH
Dimension	Length	485 ± 3mm (19.09 inches)
	Width	170 ± 2mm (6.69 inches)
	Container Height	242 ± 2mm (9.53 inches)
	Total Height (with Cover)	242 ± 2mm (9.53 inches)
Weight		Approx 48.2kg (106.3lbs)
Standard Terminal		T11

Electrical Specification					
Rated Capacity	20 hour rate (7.80A)	156.0AH	Constant Voltage	Cycle	Initial Charging Current less than 45A. Voltage 14.4V~ 15.0V at 25°C (77°F) Temp. Coefficient -30mV/°C
	10 hour rate (15.0A)	150.0AH			
	5 hour rate (25.8A)	129.0AH			
	3 hour rate (39.0A)	117.0AH			
	1 hour rate (91.0A)	91.0AH			
Capacity affected by Temperature	40°C (104°F)	103%	Charge	Standby	No limit on Initial Charging Current Voltage 13.5V~13.8V at 25°C(77°F) Temp. Coefficient - 20mV/°C
	25°C (77°F)	100%			
	0°C (32°F)	86%			

Discharge Characteristics (25°C, 77°F)



Constant Current (Amp) and Constant Power (Watt) Discharge Table (25°C, 77°F)

Amp/Watt/Cell	Time(minute)	10	15	20	30	45	60	120	180	240	300	360	480	600	1200
	Final voltage	1.30	1.30	1.30	1.60	1.60	1.60	1.70	1.75	1.75	1.75	1.75	1.80	1.80	1.80
A		365.4	277.7	219.3	162.0	115.8	91.0	53.0	39.0	31.7	25.8	22.9	17.9	15.0	7.80
W		621.3	486.1	393.0	295.4	214.8	166.6	101.5	75.4	61.5	50.1	44.6	35.3	29.6	15.4